



# Evaluation of the European Union's cooperation with the Republic of Moldova (2014-2020)

Annex to the final report

Volume 2

December 2021

*Evaluation carried out on behalf of the European Commission*

Consortium composed of



Lead Implementing Partner in  
partnership with

Adam Smith  
International



PROMAN



INTEGRITY



The evaluation was led by Landell Mills

*FWC COM 2015*

*EuropeAid/137211/DH/SER/Multi*

*Specific Contract N° NEAR COMMON/2019/ 411518*

**Evaluation of the European Union's cooperation with Republic of  
Moldova (2014-2020)**

**This evaluation was commissioned by the  
Coordination of financing instruments: Performance, Results and  
Evaluation Unit of DG NEAR, European Commission**

***The opinions expressed in this document represent the authors' points of view  
which are not necessarily shared by the European Commission  
or by the authorities of the countries involved.***

# Survey Results

# Annex 5: Survey Results

## 1. Demographics of informants reached through survey and key informant interviews

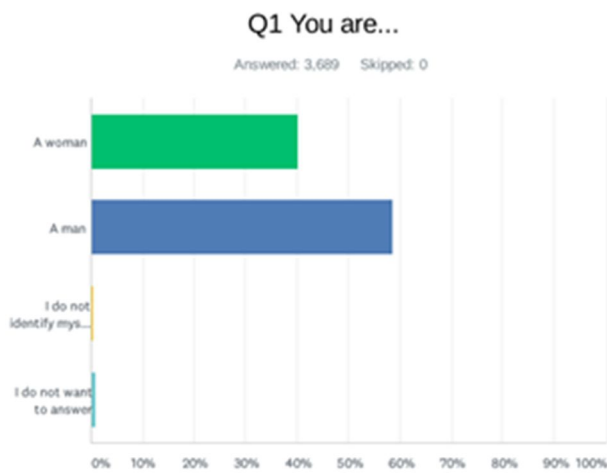
---

### *Survey Demographics:*

There was a total of 3,689 respondents to the survey. Their demographics in terms of gender, age and employment status is presented below:

- Gender

Figure 1: Survey responses Q1 Gender



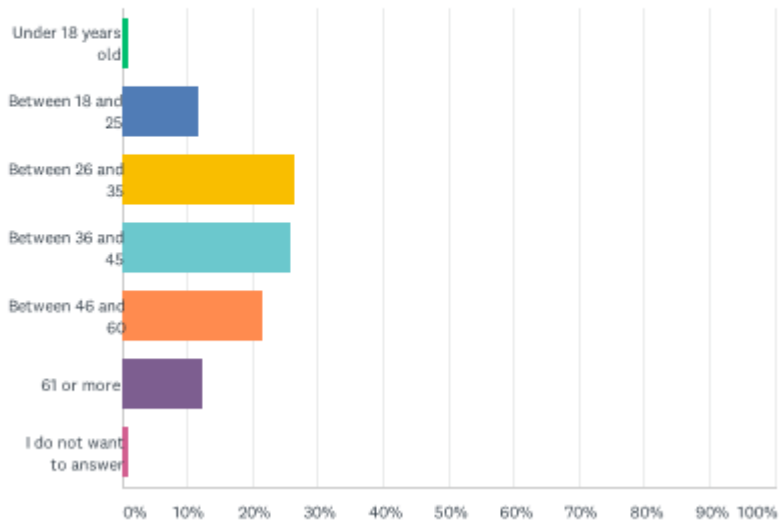
- Age

The age categories with the highest response rate were 26-35 years old (26.51%), followed by 35-45 year olds (25.94%). The age groups with the lowest rate of response were under 18's (0.92%) and over 61's (12.39%).

Figure 2: Survey responses Q2 Age

## Q2 Your age is...

Answered: 3,689 Skipped: 0



- Employment status

Figure 3: Survey responses Q3 employment status

## Q3 What is your employment status?

Answered: 3,689 Skipped: 0

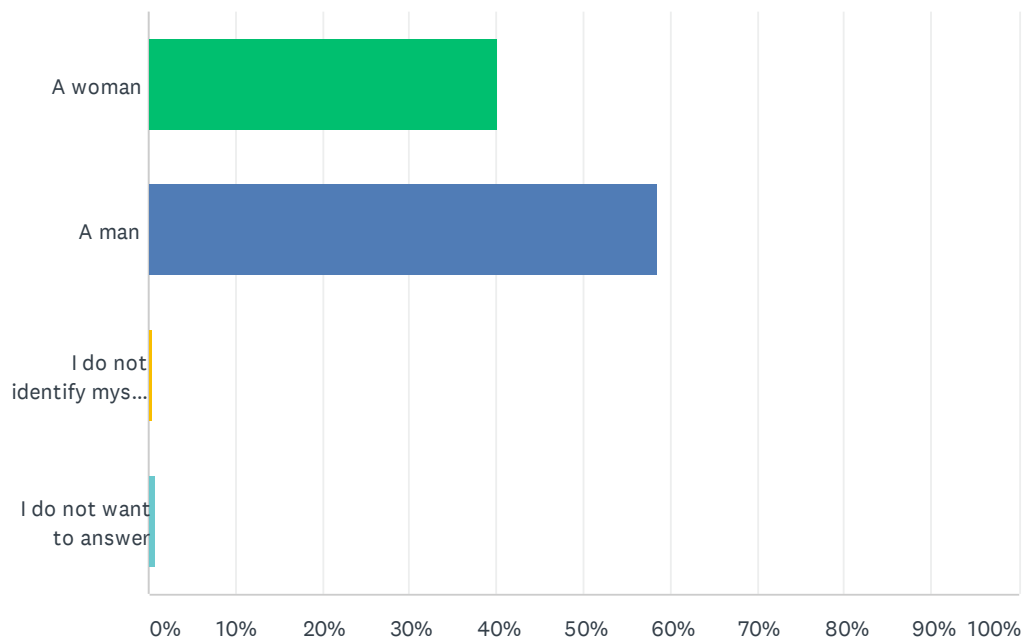


## 2. Full Survey Results

---

## Q1 You are...

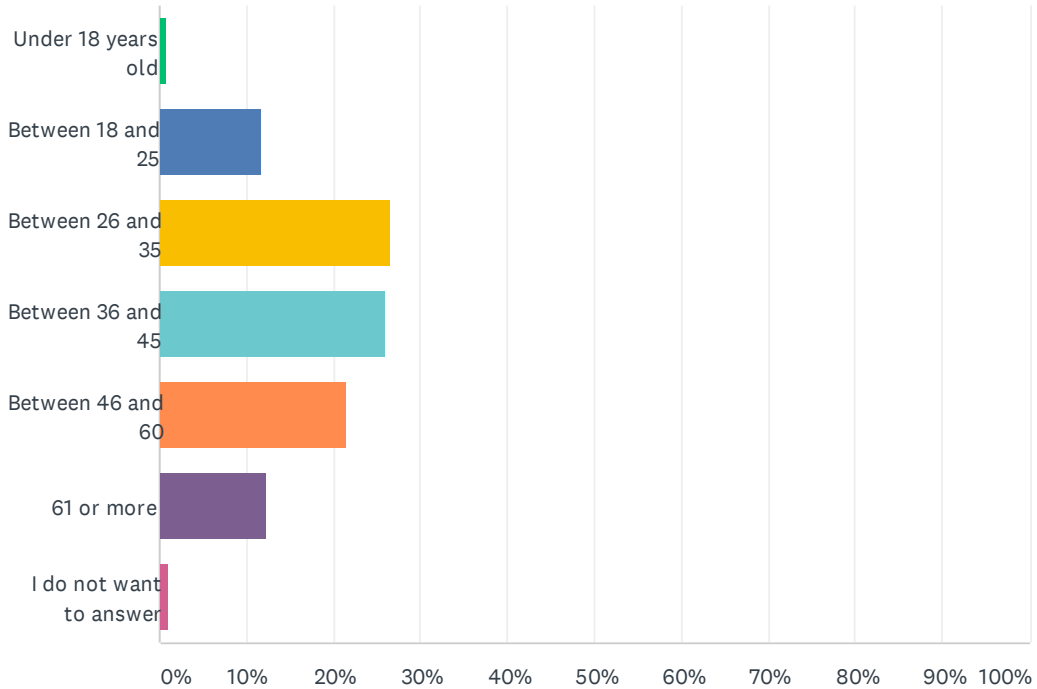
Answered: 3,689 Skipped: 0



ANSWER CHOICES	RESPONSES	
A woman	40.17%	1,482
A man	58.58%	2,161
I do not identify myself as either or	0.35%	13
I do not want to answer	0.89%	33
<b>TOTAL</b>		<b>3,689</b>

## Q2 Your age is...

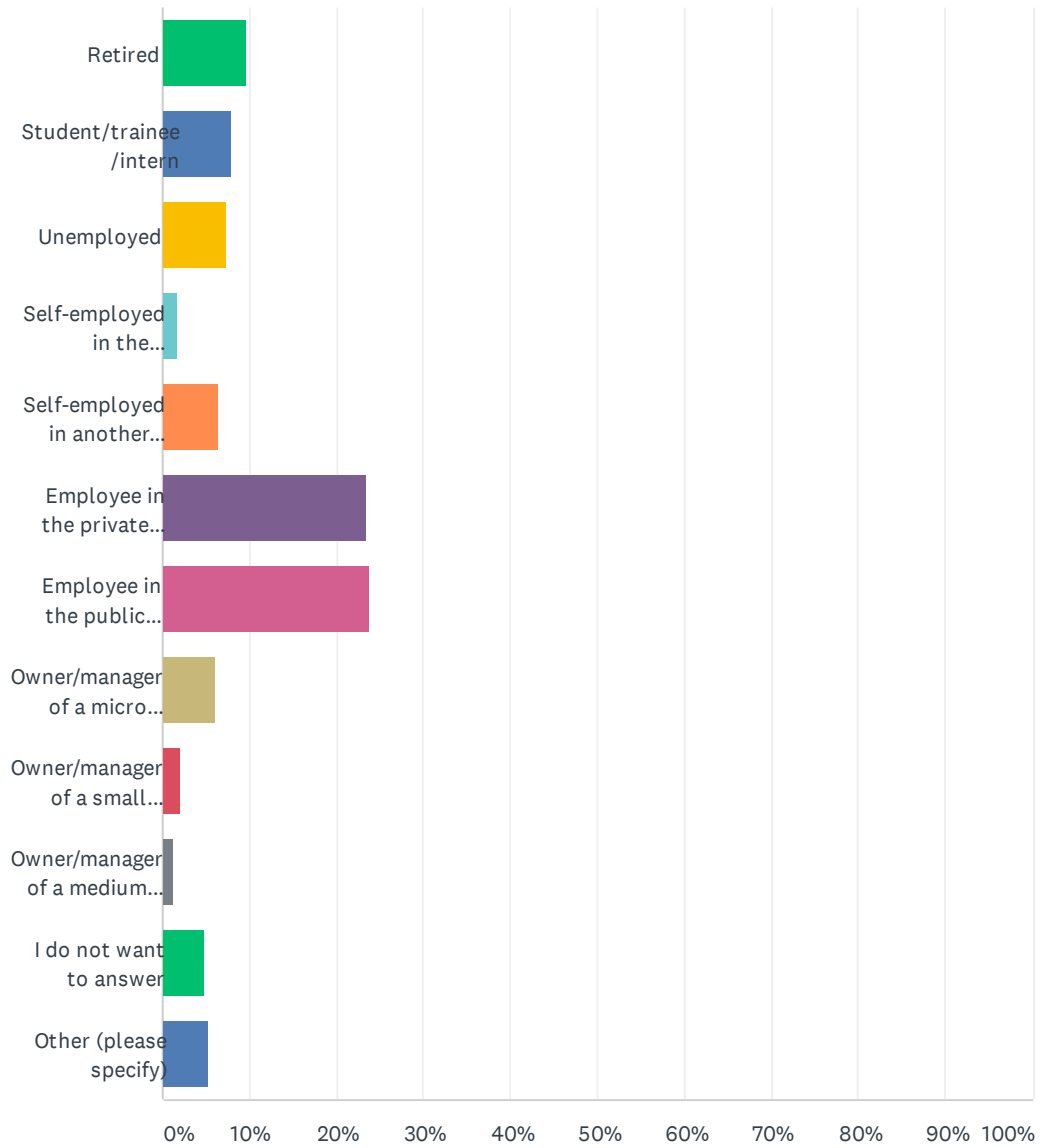
Answered: 3,689 Skipped: 0



ANSWER CHOICES	RESPONSES	
Under 18 years old	0.92%	34
Between 18 and 25	11.68%	431
Between 26 and 35	26.51%	978
Between 36 and 45	25.94%	957
Between 46 and 60	21.58%	796
61 or more	12.39%	457
I do not want to answer	0.98%	36
<b>TOTAL</b>		<b>3,689</b>

### Q3 What is your employment status?

Answered: 3,689 Skipped: 0



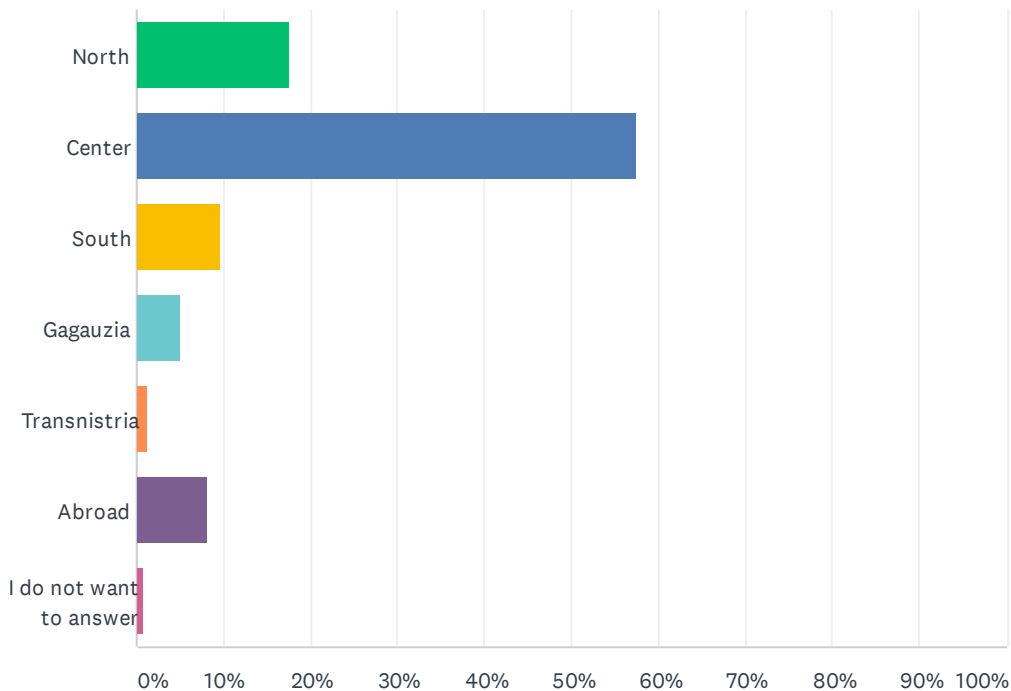


## Survey on European Union's cooperation with Republic of Moldova 2014-2020

ANSWER CHOICES	RESPONSES	
Retired	9.70%	358
Student/trainee/intern	7.92%	292
Unemployed	7.32%	270
Self-employed in the agricultural sector (e.g. farmer)	1.65%	61
Self-employed in another sector (e.g. handcraft, independent professional)	6.56%	242
Employee in the private sector	23.45%	865
Employee in the public sector	23.88%	881
Owner/manager of a micro company (less than 10 employees)	6.02%	222
Owner/manager of a small company (11 to 50 employees)	2.20%	81
Owner/manager of a medium company (50 to 250 employees)	1.17%	43
I do not want to answer	4.91%	181
Other (please specify)	5.23%	193
<b>TOTAL</b>		<b>3,689</b>

## Q4 Which area do you live in?

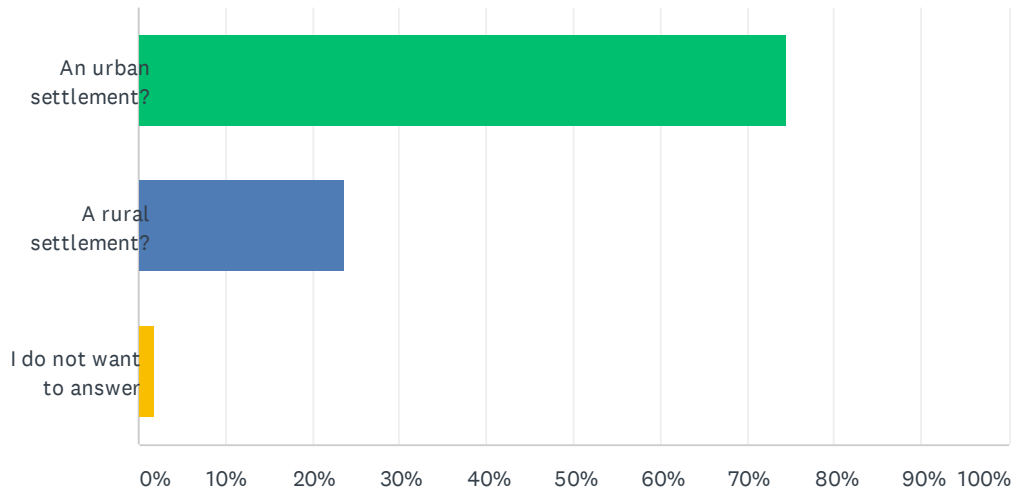
Answered: 3,689 Skipped: 0



ANSWER CHOICES	RESPONSES
North	17.51% 646
Center	57.50% 2,121
South	9.68% 357
Gagauzia	5.07% 187
Transnistria	1.30% 48
Abroad	8.13% 300
I do not want to answer	0.81% 30
<b>TOTAL</b>	<b>3,689</b>

## Q5 Do you live in...

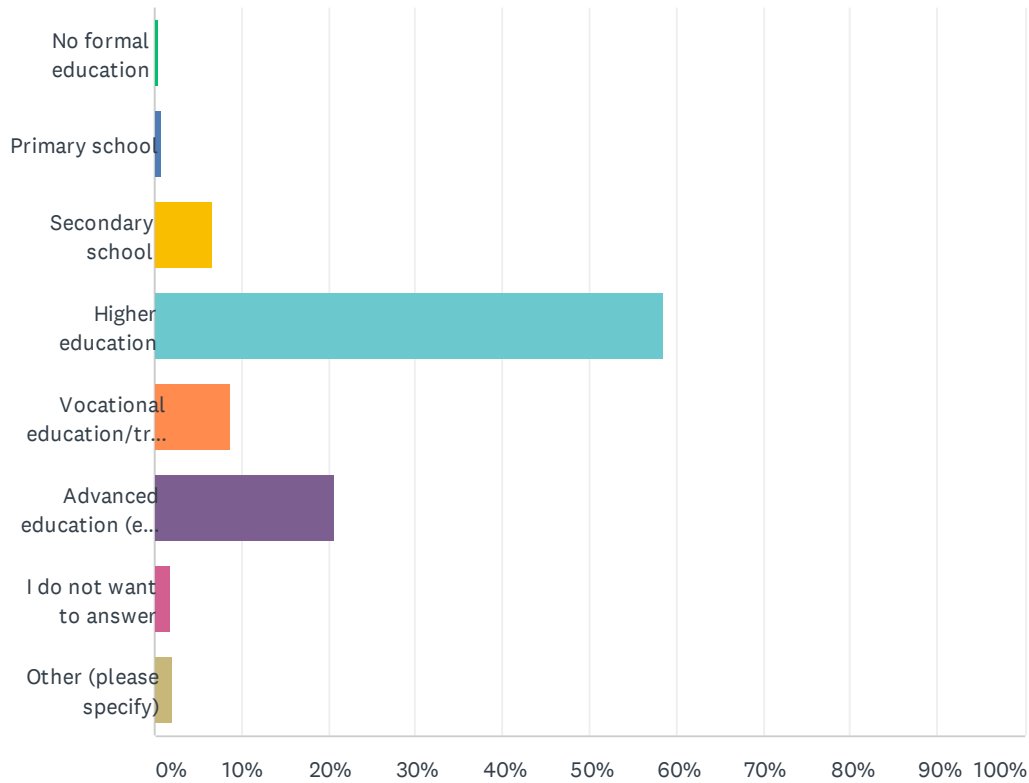
Answered: 3,689 Skipped: 0



ANSWER CHOICES	RESPONSES	
An urban settlement?	74.52%	2,749
A rural settlement?	23.66%	873
I do not want to answer	1.82%	67
<b>TOTAL</b>		<b>3,689</b>

## Q6 What is your level of education?

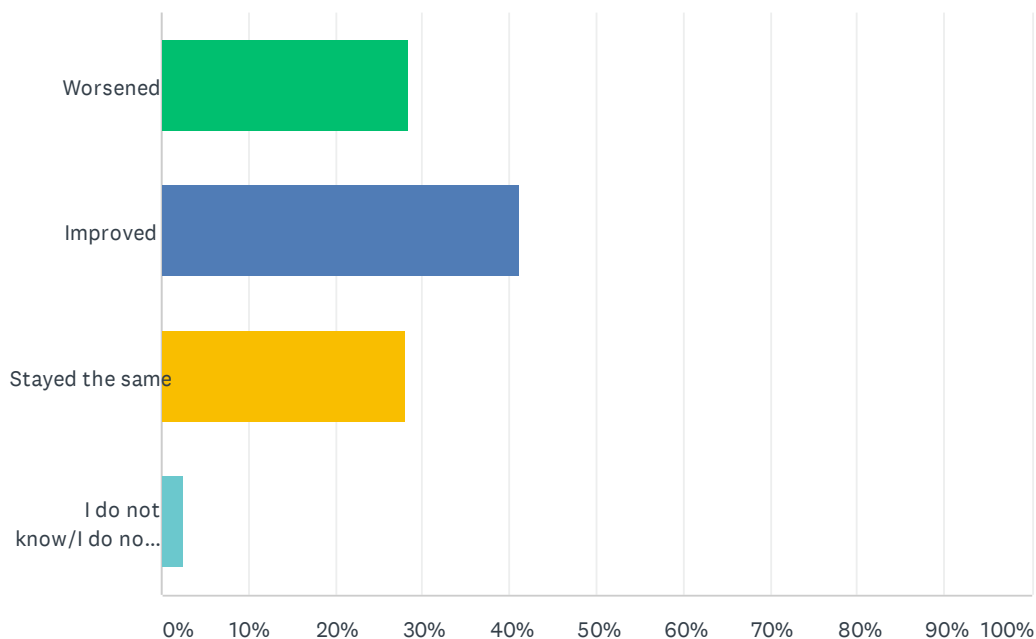
Answered: 3,689 Skipped: 0



ANSWER CHOICES	RESPONSES	
No formal education	0.33%	12
Primary school	0.89%	33
Secondary school	6.72%	248
Higher education	58.58%	2,161
Vocational education/training	8.78%	324
Advanced education (eg MA, PHd, MSc...)	20.68%	763
I do not want to answer	1.95%	72
Other (please specify)	2.06%	76
<b>TOTAL</b>		<b>3,689</b>

## Q7 Since 2014, would you say that your personal economic conditions have...

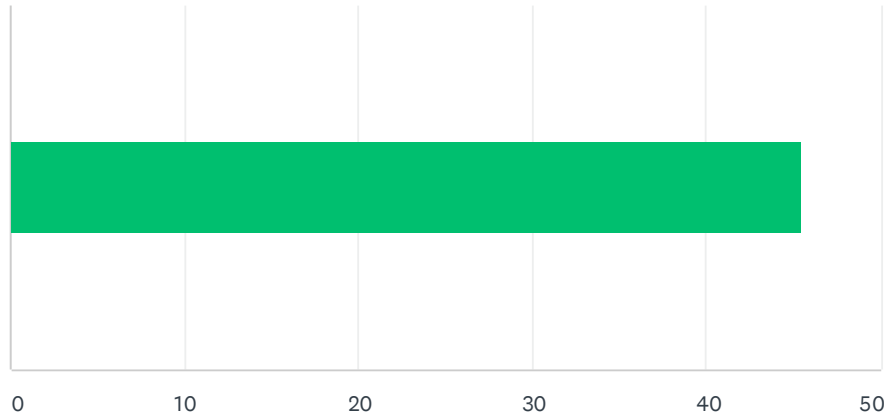
Answered: 3,427 Skipped: 262



ANSWER CHOICES	RESPONSES	
Worsened	28.39%	973
Improved	41.11%	1,409
Stayed the same	27.98%	959
I do not know/I do not want to answer	2.51%	86
<b>TOTAL</b>		<b>3,427</b>

### Q8 On a scale of 0 (not confident at all) to 100 (absolutely confident), how confident do you feel about your future economic situation?

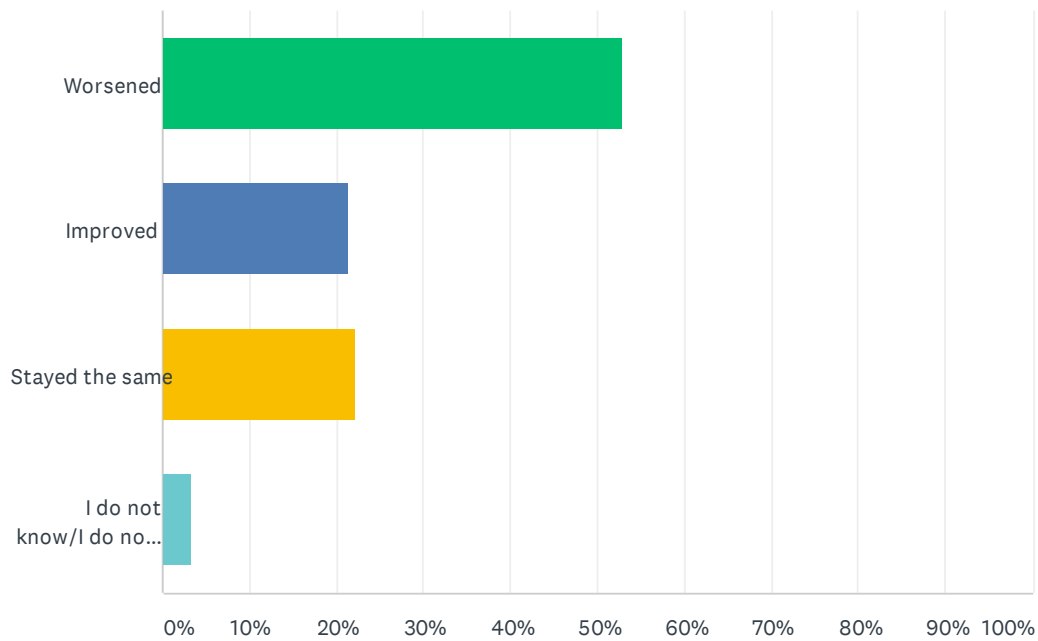
Answered: 3,427 Skipped: 262



ANSWER CHOICES	AVERAGE NUMBER	TOTAL NUMBER	RESPONSES
	46	155,970	3,427
Total Respondents: 3,427			

## Q9 Since 2014, would you say that the economic situation of the country has...

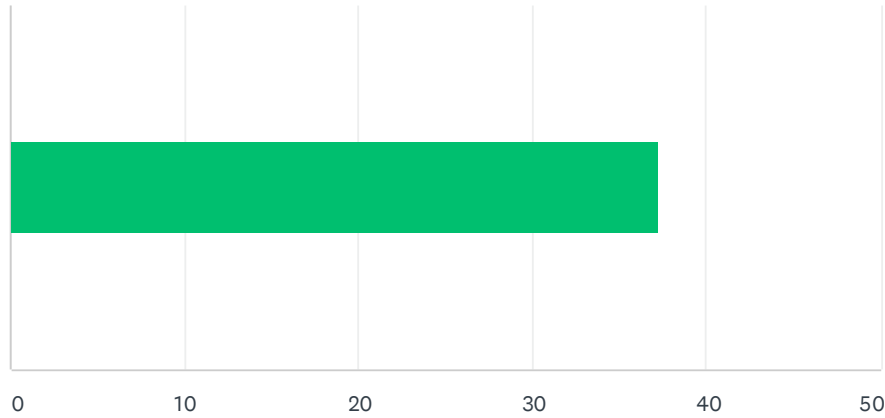
Answered: 3,427 Skipped: 262



ANSWER CHOICES	RESPONSES	
Worsened	52.99%	1,816
Improved	21.36%	732
Stayed the same	22.21%	761
I do not know/I do not want to answer	3.44%	118
<b>TOTAL</b>		<b>3,427</b>

**Q10 On a scale of 0 (not confident at all) to 100 (absolutely confident), how confident do you feel about the future economic situation of the country?**

Answered: 3,427 Skipped: 262

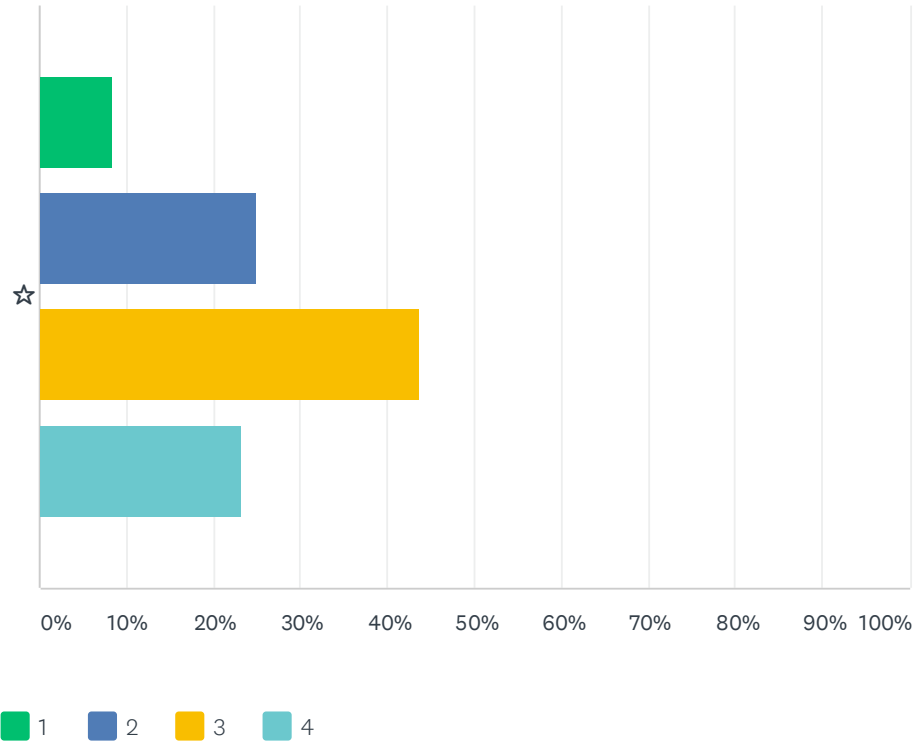


ANSWER CHOICES	AVERAGE NUMBER	TOTAL NUMBER	RESPONSES
	37	127,467	3,427
Total Respondents: 3,427			



### Q11 How would you rate your trust in food products made in Moldova (0 being no trust, and 4 complete trust)?

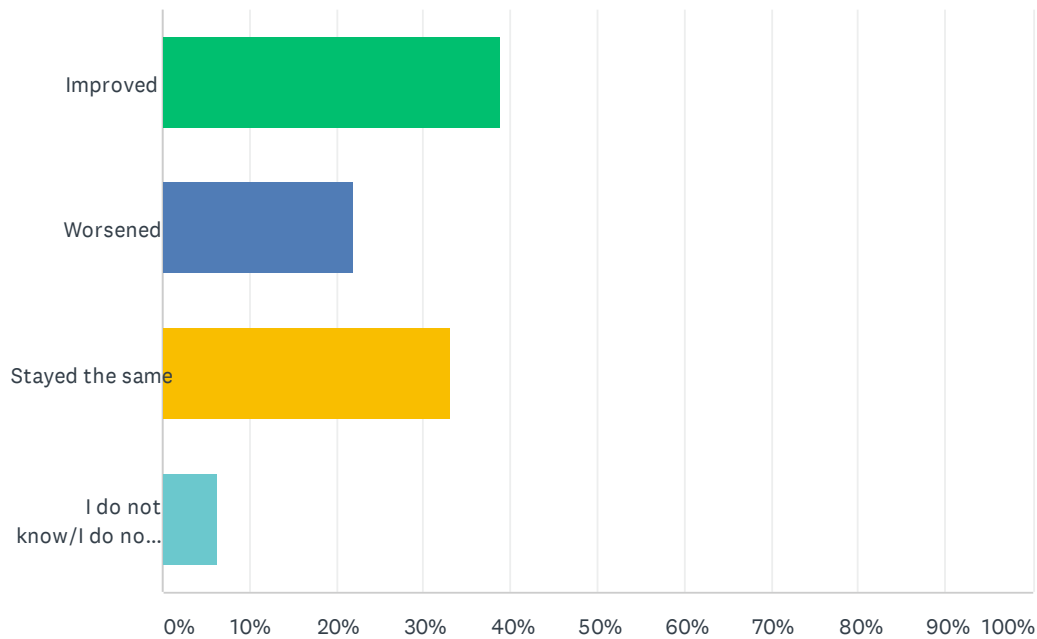
Answered: 3,303 Skipped: 386



	1	2	3	4	TOTAL	WEIGHTED AVERAGE
☆	8.36% 276	24.80% 819	43.69% 1,443	23.16% 765	3,303	2.82

## Q12 Since 2014, do you think food products made in Moldova have...

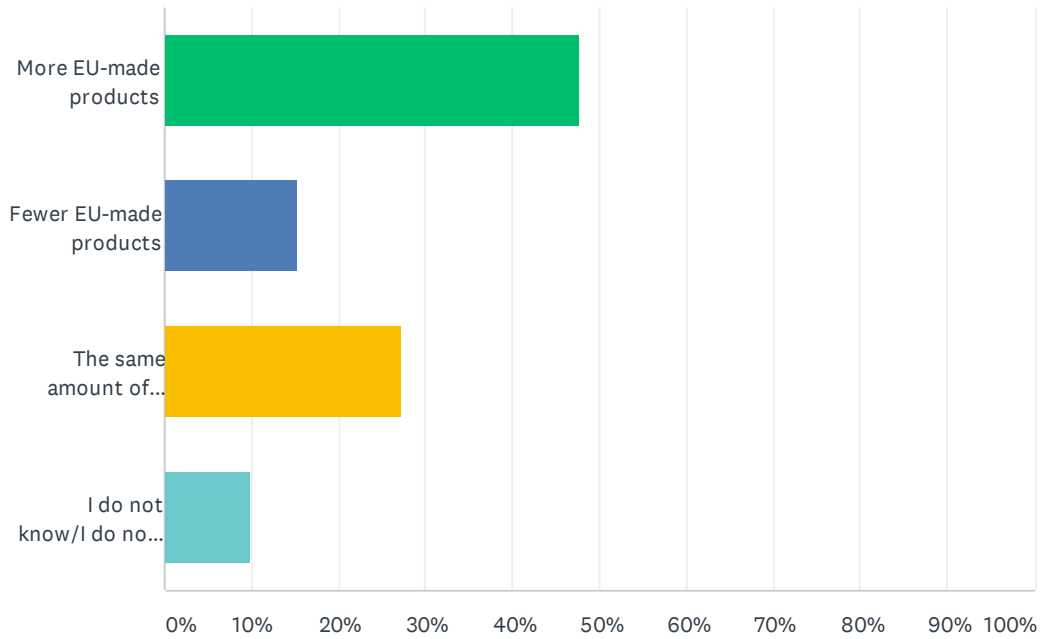
Answered: 3,427 Skipped: 262



ANSWER CHOICES	RESPONSES	
Improved	38.90%	1,333
Worsened	21.89%	750
Stayed the same	33.00%	1,131
I do not know/I do not want to answer	6.22%	213
<b>TOTAL</b>		<b>3,427</b>

## Q13 Compared to 2014, do you think you consume...

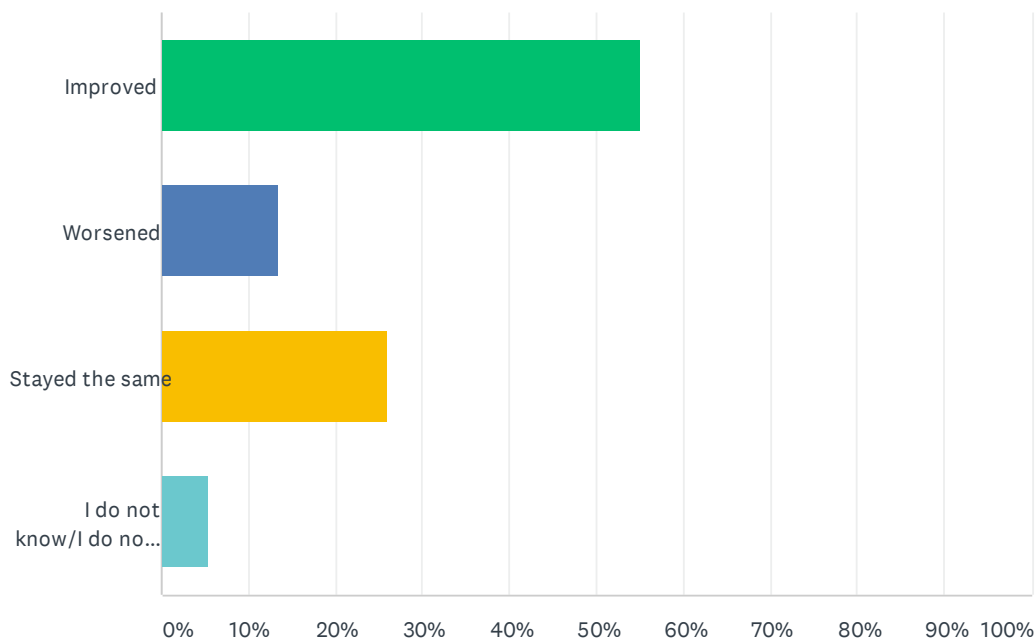
Answered: 3,427 Skipped: 262



ANSWER CHOICES	RESPONSES	
More EU-made products	47.80%	1,638
Fewer EU-made products	15.17%	520
The same amount of EU-made products	27.25%	934
I do not know/I do not want to answer	9.78%	335
<b>TOTAL</b>		<b>3,427</b>

### Q14 Since 2014, did your personal experience of municipal services (e.g. cadaster, civil registry, and other services provided by your village or municipality) have

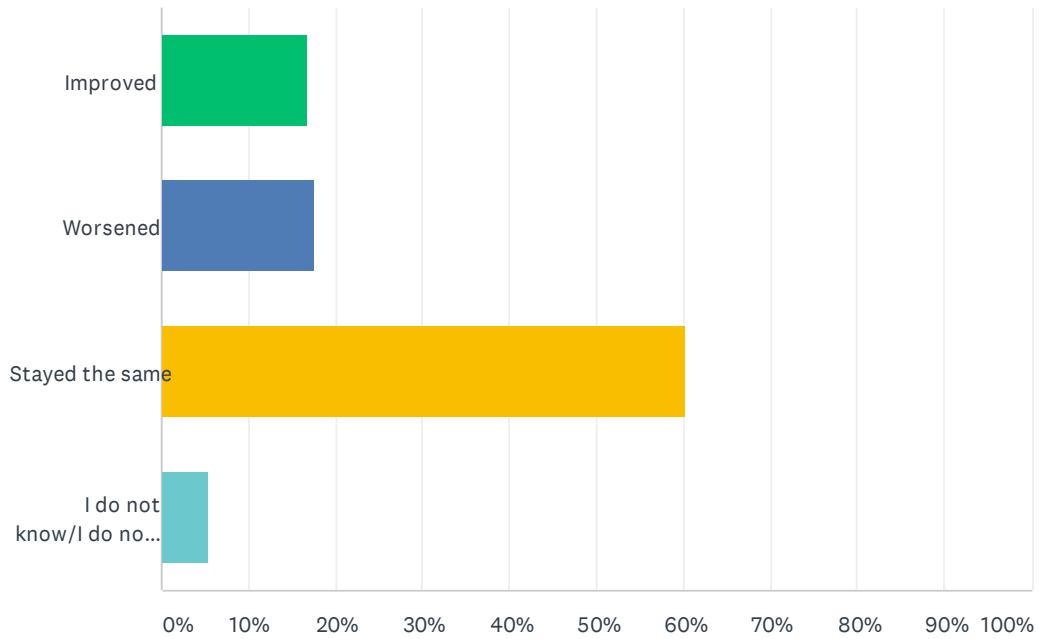
Answered: 3,327 Skipped: 362



ANSWER CHOICES	RESPONSES	
Improved	55.00%	1,830
Worsened	13.47%	448
Stayed the same	26.03%	866
I do not know/I do not want to answer	5.50%	183
<b>TOTAL</b>		<b>3,327</b>

## Q15 Since 2014, has the quality of tap water in your place...

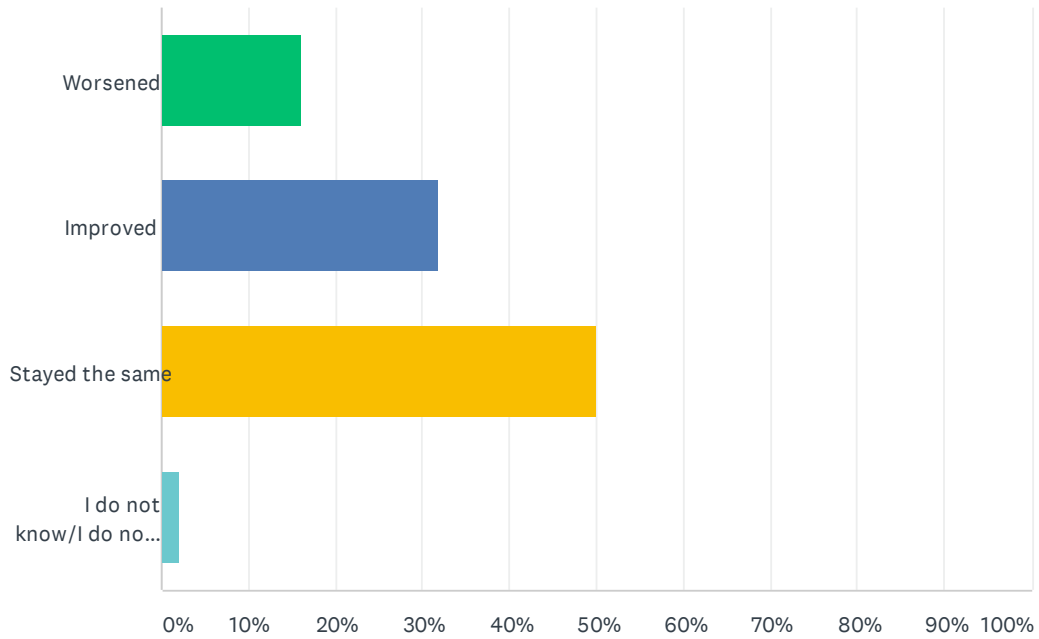
Answered: 3,327 Skipped: 362



ANSWER CHOICES	RESPONSES	
Improved	16.83%	560
Worsened	17.58%	585
Stayed the same	60.20%	2,003
I do not know/I do not want to answer	5.38%	179
<b>TOTAL</b>		<b>3,327</b>

## Q16 Since 2014, has waste disposal in your place...

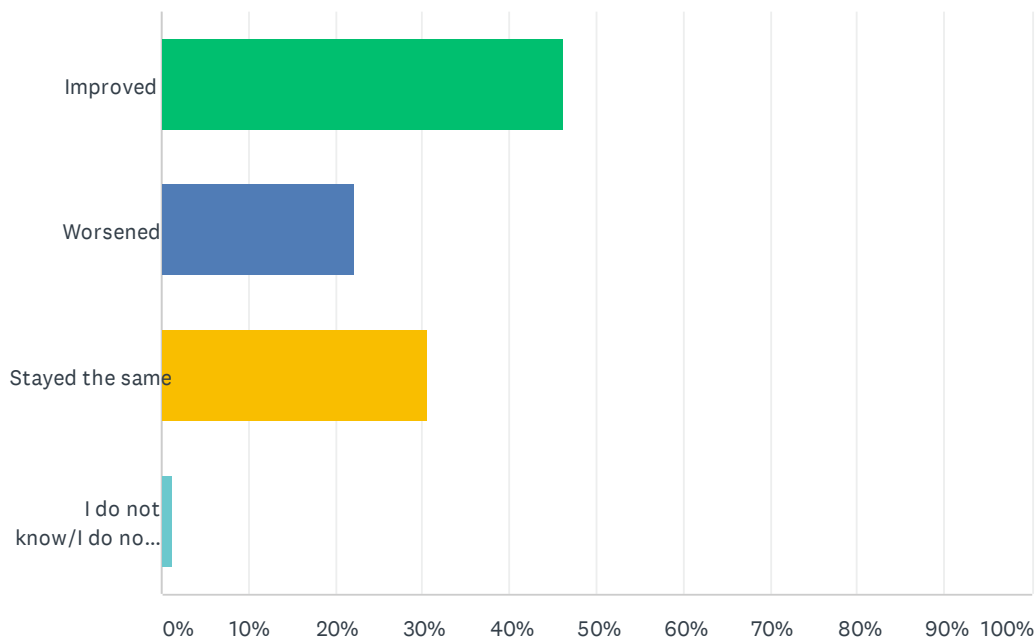
Answered: 3,327 Skipped: 362



ANSWER CHOICES	RESPONSES	
Worsened	16.05%	534
Improved	31.86%	1,060
Stayed the same	49.95%	1,662
I do not know/I do not want to answer	2.13%	71
<b>TOTAL</b>		<b>3,327</b>

## Q17 Since 2014, in your opinion, has the road network in Moldova...

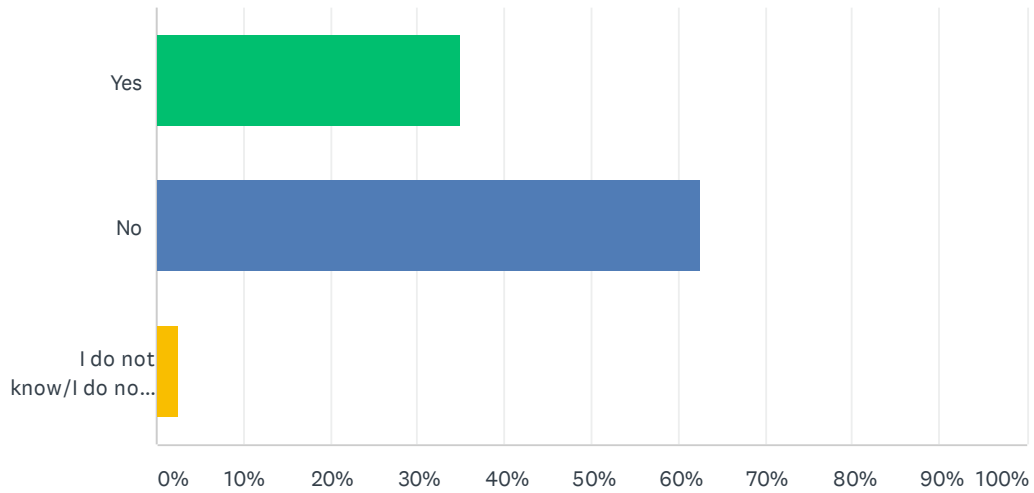
Answered: 3,327 Skipped: 362



ANSWER CHOICES	RESPONSES	
Improved	46.14%	1,535
Worsened	22.18%	738
Stayed the same	30.51%	1,015
I do not know/I do not want to answer	1.17%	39
<b>TOTAL</b>		<b>3,327</b>

## Q18 Since 2014, have you used the services of the justice system?

Answered: 3,052 Skipped: 637

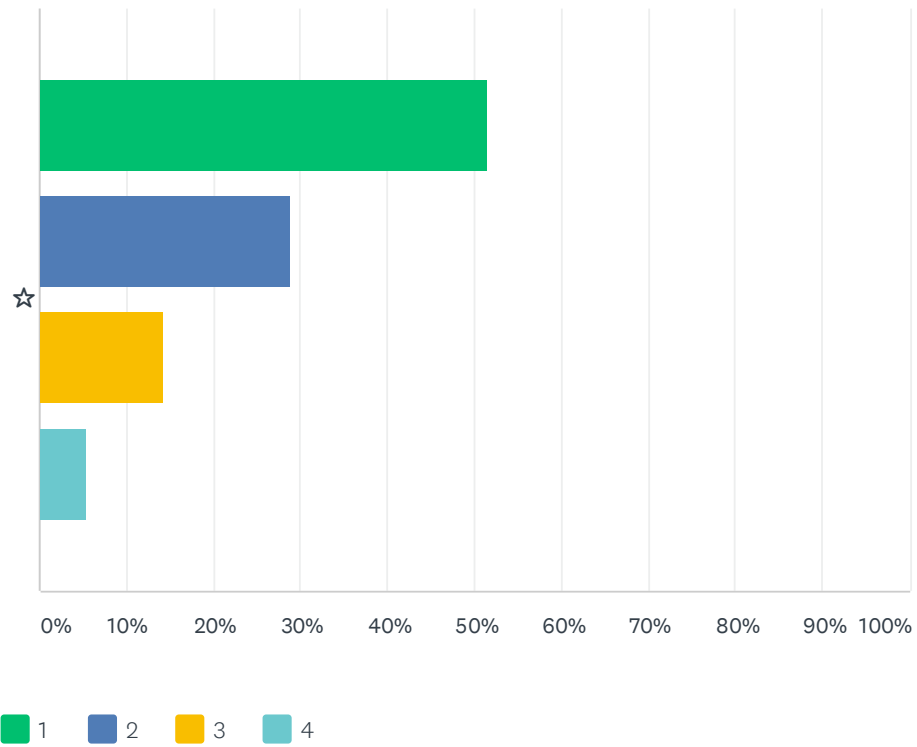


ANSWER CHOICES	RESPONSES	
Yes	34.90%	1,065
No	62.55%	1,909
I do not know/I do not want to answer	2.56%	78
<b>TOTAL</b>		<b>3,052</b>



### Q19 If yes, how satisfied were you on this occasion (0 being not satisfied at all, and 4 fully satisfied)?

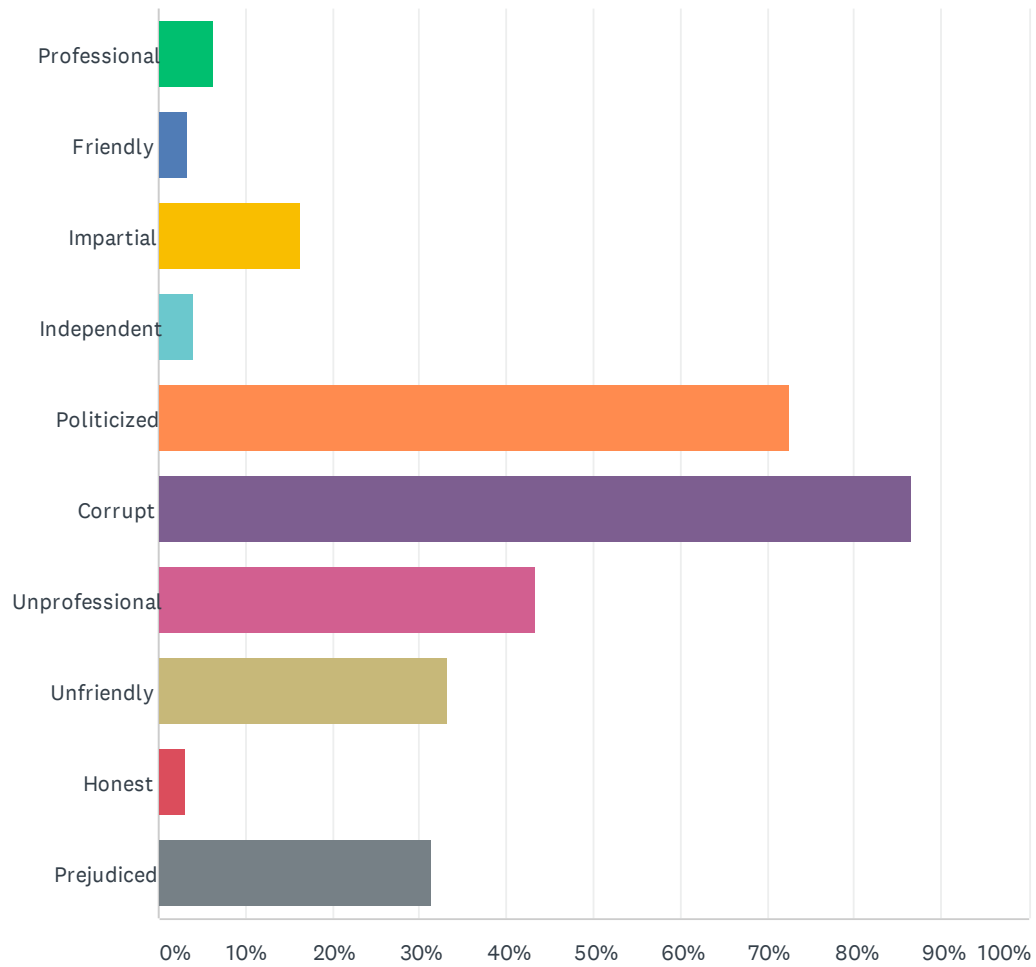
Answered: 1,304 Skipped: 2,385



	1	2	3	4	TOTAL	WEIGHTED AVERAGE
☆	51.46% 671	28.91% 377	14.26% 186	5.37% 70	1,304	1.74

## Q20 Please tick 3 words would you mostly associate with the justice system in Moldova.

Answered: 3,052 Skipped: 637

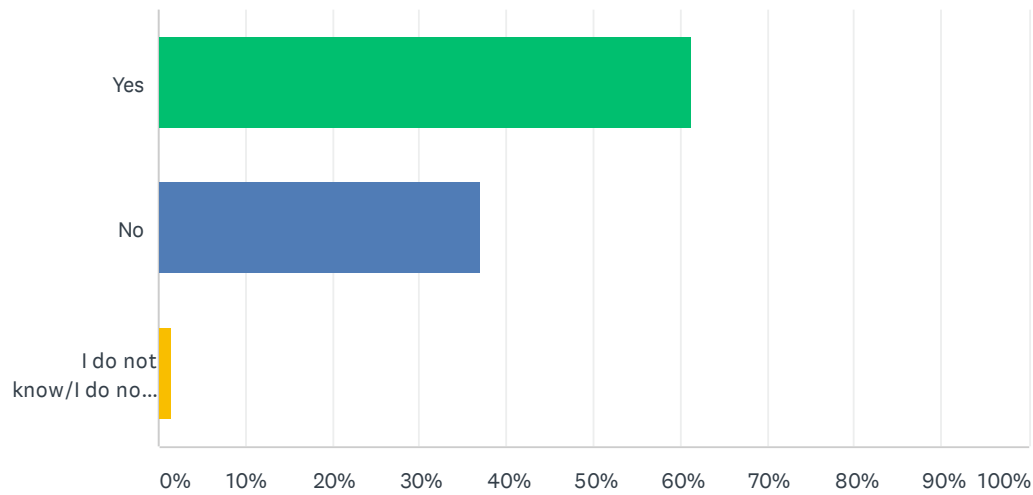


Survey on European Union's cooperation with Republic of Moldova 2014-2020

ANSWER CHOICES	RESPONSES	
Professional	6.36%	194
Friendly	3.31%	101
Impartial	16.25%	496
Independent	3.96%	121
Politicized	72.58%	2,215
Corrupt	86.63%	2,644
Unprofessional	43.32%	1,322
Unfriendly	33.22%	1,014
Honest	3.08%	94
Prejudiced	31.29%	955
Total Respondents: 3,052		

## Q21 Since 2014, have you interacted with the police?

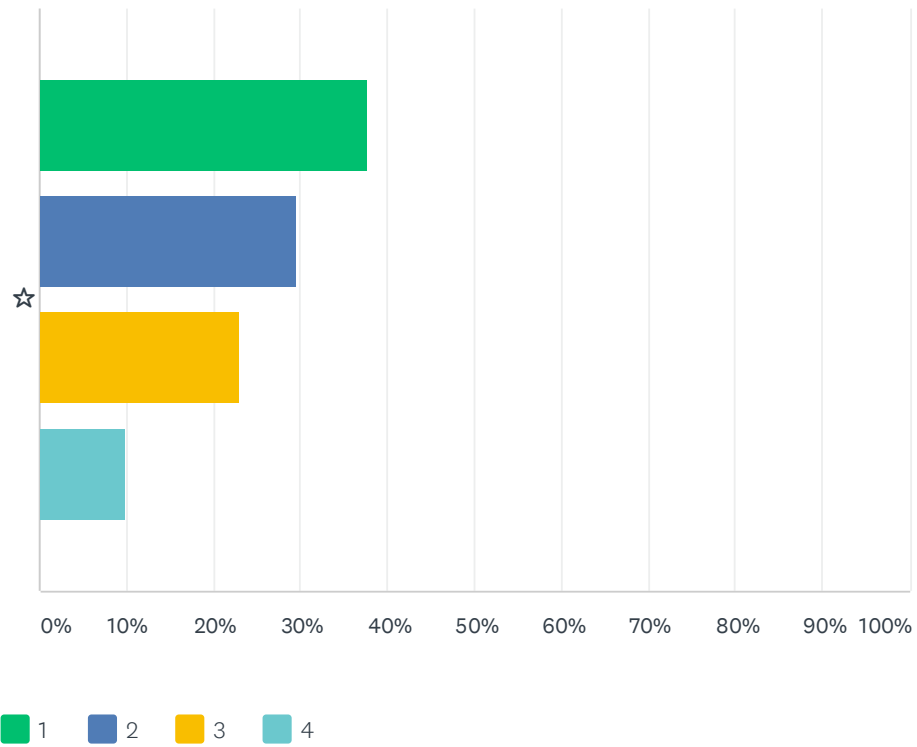
Answered: 3,052 Skipped: 637



ANSWER CHOICES	RESPONSES	
Yes	61.37%	1,873
No	37.12%	1,133
I do not know/I do not want to answer	1.51%	46
<b>TOTAL</b>		<b>3,052</b>

## Q22 If yes, how satisfied were you on this occasion (0 being not satisfied at all, and 4 fully satisfied)?

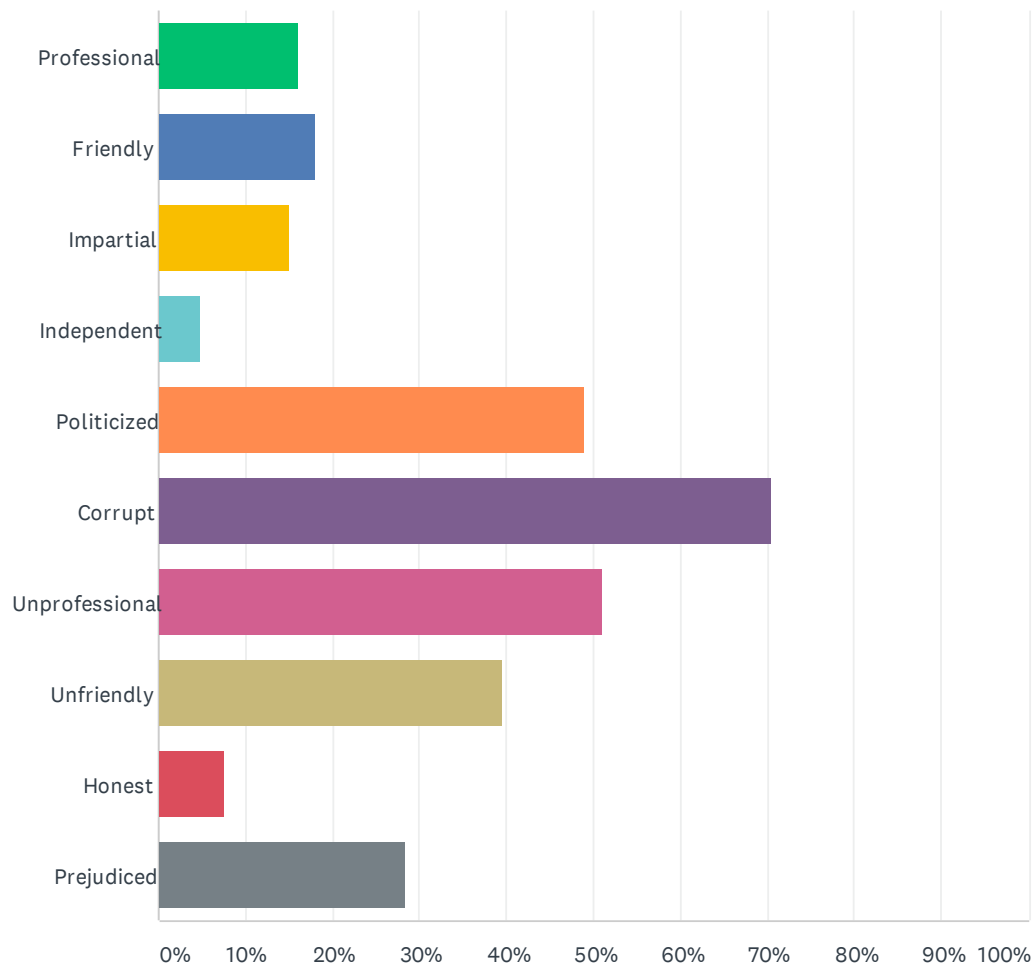
Answered: 1,936 Skipped: 1,753



	1	2	3	4	TOTAL	WEIGHTED AVERAGE
☆	37.60% 728	29.44% 570	23.09% 447	9.87% 191	1,936	2.05

## Q23 Please tick 3 words would you mostly associate with the police in Moldova.

Answered: 3,052 Skipped: 637

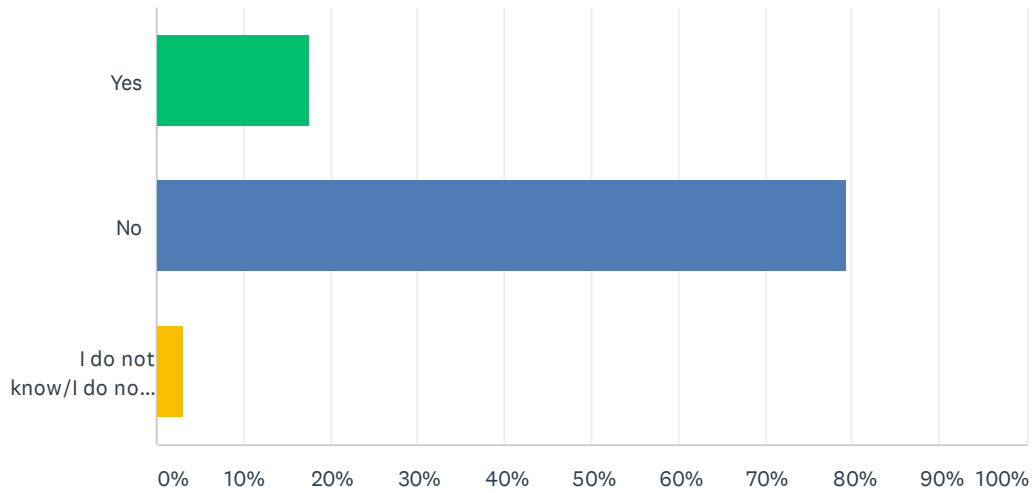


## Survey on European Union's cooperation with Republic of Moldova 2014-2020

ANSWER CHOICES	RESPONSES	
Professional	16.02%	489
Friendly	18.02%	550
Impartial	14.97%	457
Independent	4.85%	148
Politicized	48.89%	1,492
Corrupt	70.48%	2,151
Unprofessional	51.15%	1,561
Unfriendly	39.55%	1,207
Honest	7.63%	233
Prejudiced	28.44%	868
Total Respondents: 3,052		

## Q24 Are you a member of a civil society organisation?

Answered: 3,024 Skipped: 665

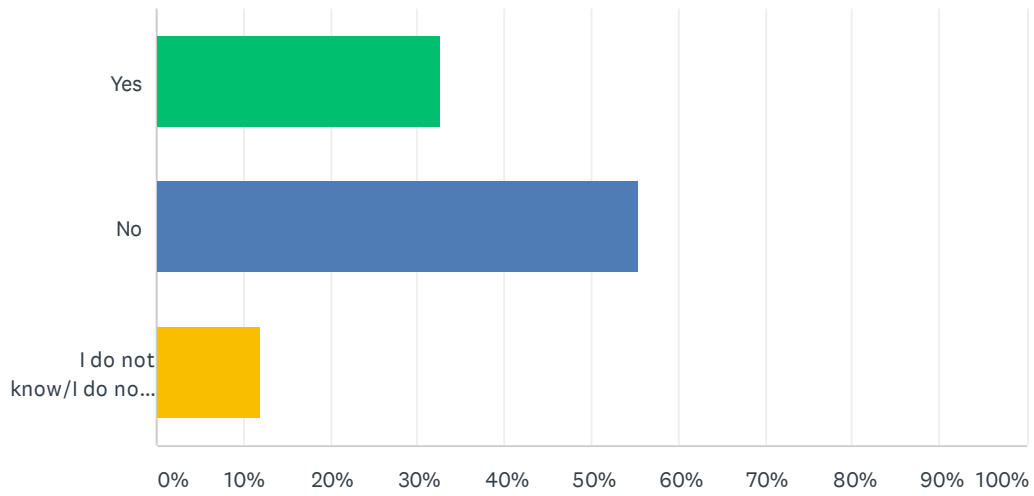


ANSWER CHOICES	RESPONSES	
Yes	17.56%	531
No	79.37%	2,400
I do not know/I do not want to answer	3.08%	93
<b>TOTAL</b>		<b>3,024</b>



## Q25 Do you feel that one or several civil society organisations in Moldova represent your interests?

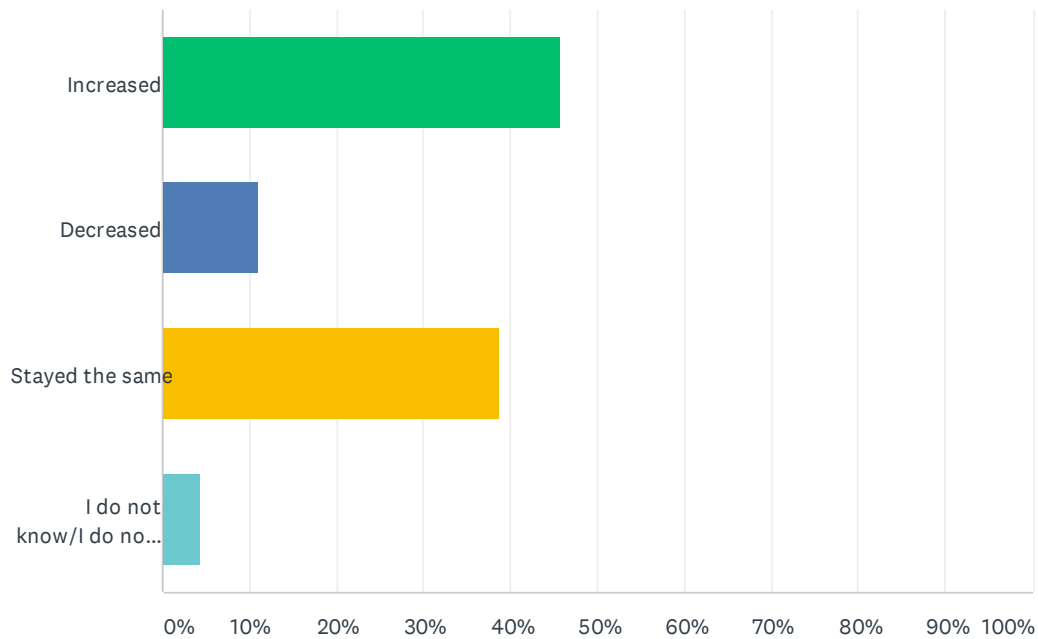
Answered: 3,024 Skipped: 665



ANSWER CHOICES	RESPONSES	
Yes	32.61%	986
No	55.49%	1,678
I do not know/I do not want to answer	11.90%	360
TOTAL		3,024

## Q26 Since 2014, would you say that petty corruption in Moldova has...

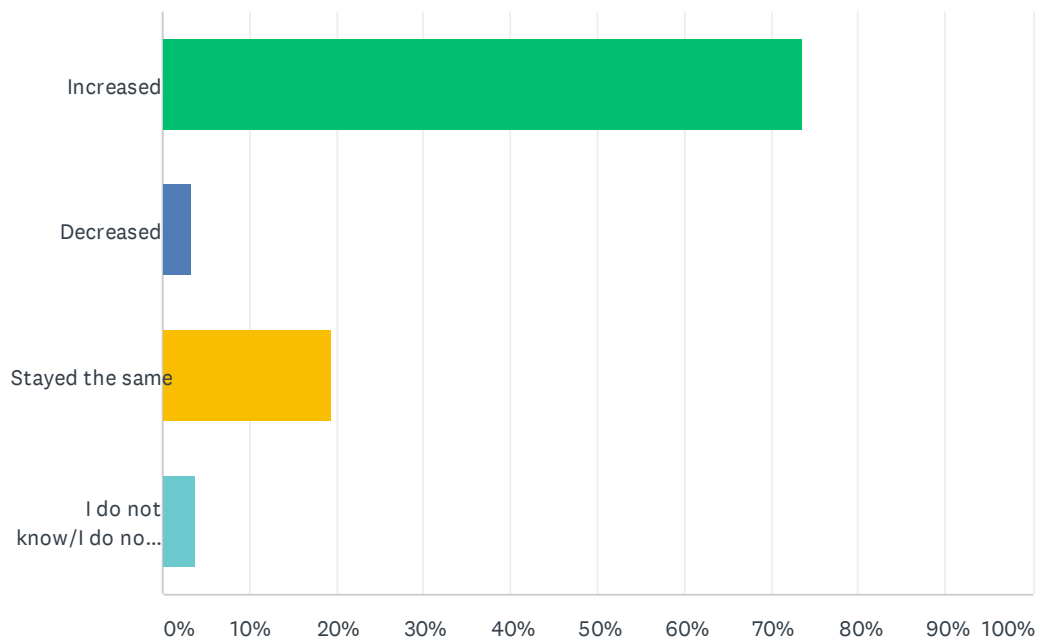
Answered: 3,024 Skipped: 665



ANSWER CHOICES	RESPONSES	
Increased	45.83%	1,386
Decreased	11.18%	338
Stayed the same	38.66%	1,169
I do not know/I do not want to answer	4.33%	131
<b>TOTAL</b>		<b>3,024</b>

## Q27 Since 2014, would you say that high-level corruption in Moldova has...

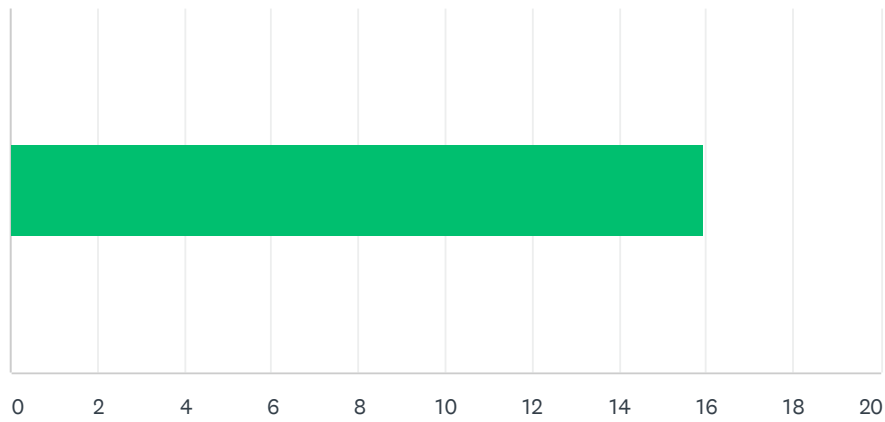
Answered: 3,024 Skipped: 665



ANSWER CHOICES	RESPONSES	
Increased	73.58%	2,225
Decreased	3.27%	99
Stayed the same	19.38%	586
I do not know/I do not want to answer	3.77%	114
<b>TOTAL</b>		<b>3,024</b>

## Q28 How confident are you that a solution to the situation in Transnistria is in sight?

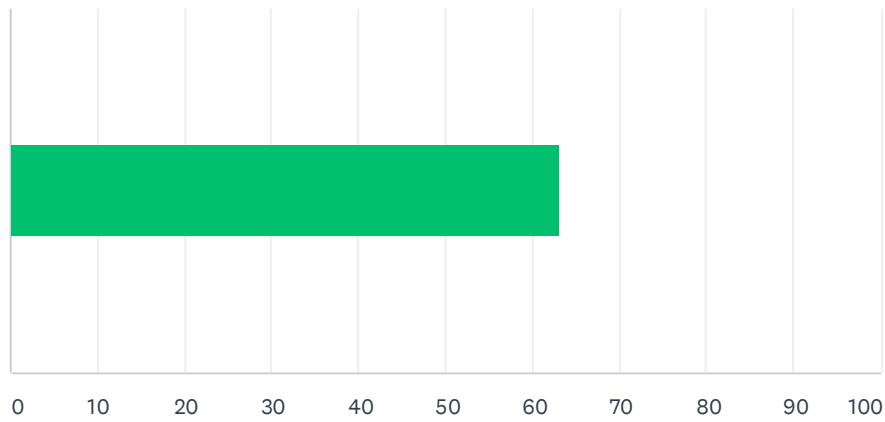
Answered: 3,024 Skipped: 665



ANSWER CHOICES	AVERAGE NUMBER	TOTAL NUMBER	RESPONSES
	16	48,179	3,024
Total Respondents: 3,024			

## Q29 How well informed would you say you are about what the EU does for Moldovan citizens?

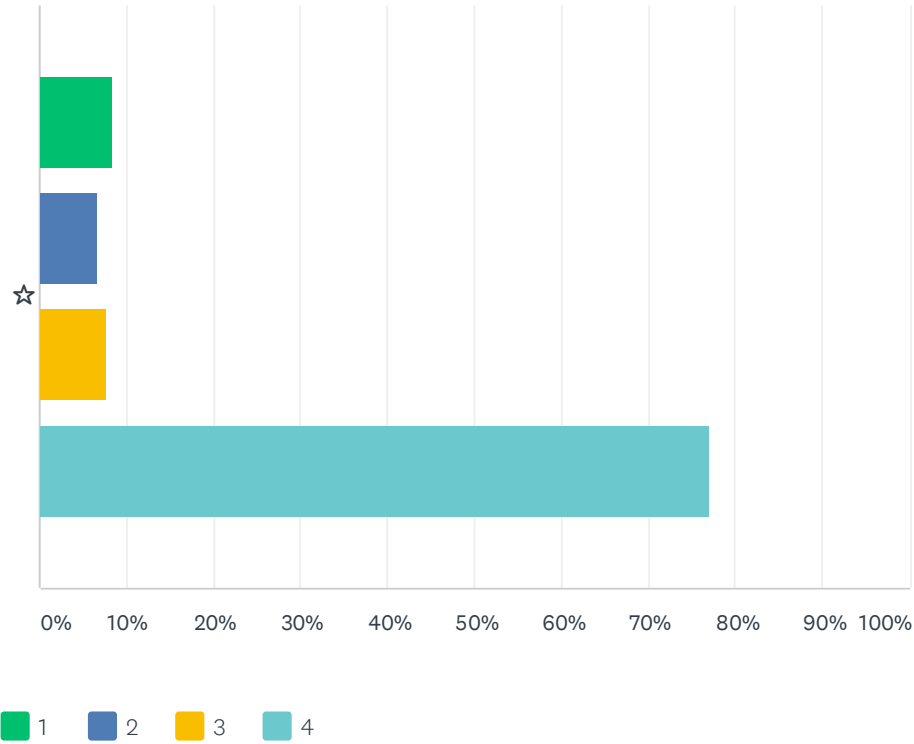
Answered: 2,977 Skipped: 712



ANSWER CHOICES	AVERAGE NUMBER	TOTAL NUMBER	RESPONSES
	63	188,158	2,977
Total Respondents: 2,977			

### Q30 In your opinion, how important is the EU's support to Moldova for the future of the country (0 being not important at all, 4 being decisive)?

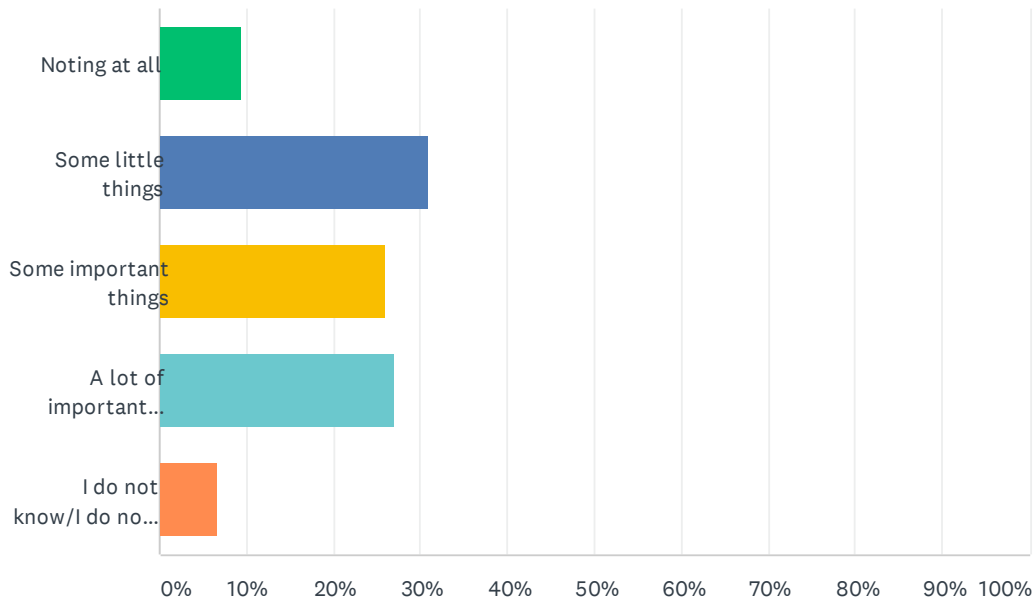
Answered: 2,977 Skipped: 712



	1	2	3	4	TOTAL	WEIGHTED AVERAGE
☆	8.43% 251	6.75% 201	7.83% 233	76.99% 2,292	2,977	3.53

### Q31 Has the EU's support to Moldova over the past 8 years changed something in your life?

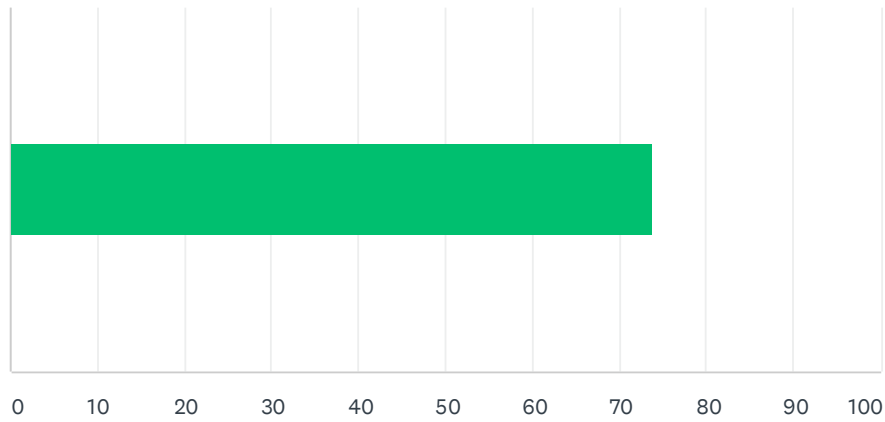
Answered: 2,977 Skipped: 712



ANSWER CHOICES	RESPONSES	
Noting at all	9.47%	282
Some little things	31.04%	924
Some important things	25.86%	770
A lot of important things	26.97%	803
I do not know/I do not want to answer	6.65%	198
<b>TOTAL</b>		<b>2,977</b>

### Q32 How much do you trust the good intentions of the EU in Moldova?

Answered: 2,977 Skipped: 712

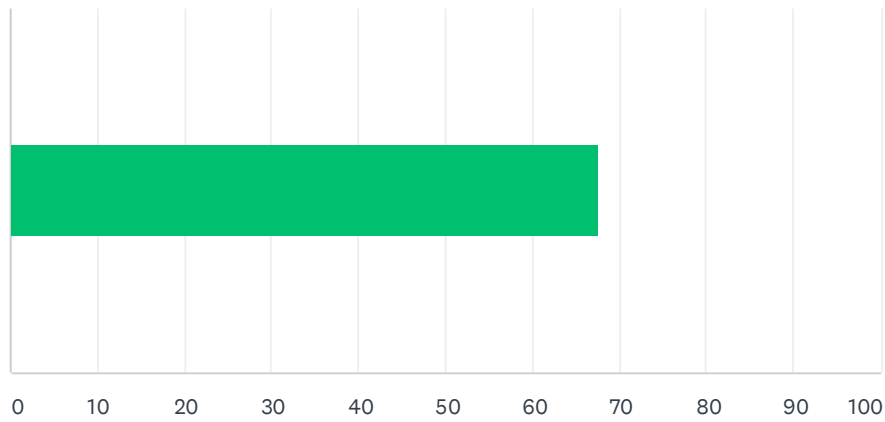


ANSWER CHOICES	AVERAGE NUMBER	TOTAL NUMBER	RESPONSES
	74	219,738	2,977
Total Respondents: 2,977			



### Q33 How much do you trust the capacity of the EU to deliver on its objectives in Moldova?

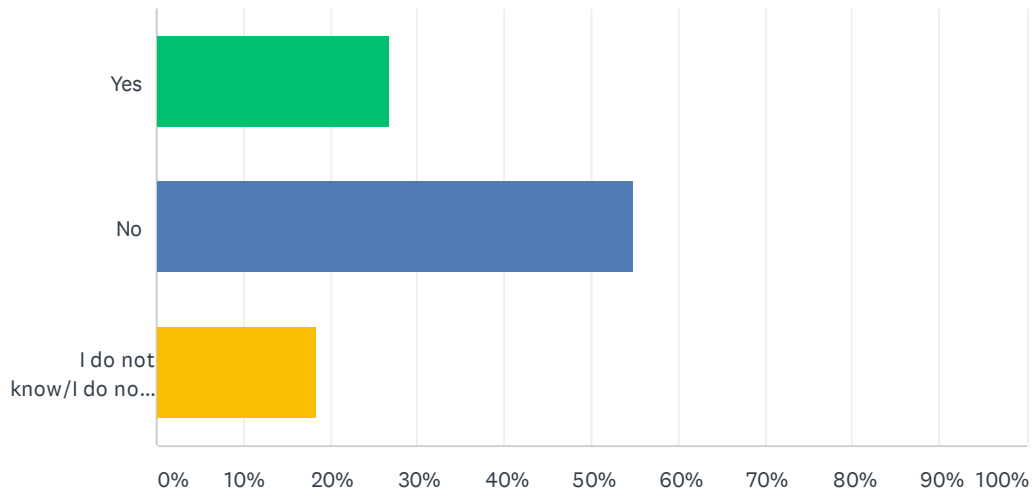
Answered: 2,977 Skipped: 712



ANSWER CHOICES	AVERAGE NUMBER	TOTAL NUMBER	RESPONSES
	68	201,431	2,977
Total Respondents: 2,977			

### Q34 Have you, or your company or your organisation been able to access EU funding (e.g. a loan, a grant...)?

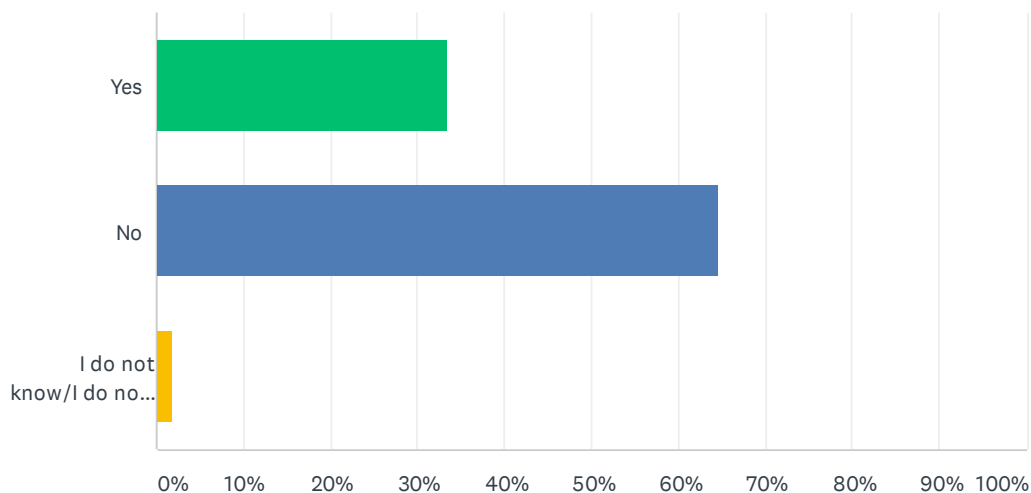
Answered: 2,977 Skipped: 712



ANSWER CHOICES	RESPONSES	
Yes	26.77%	797
No	54.79%	1,631
I do not know/I do not want to answer	18.44%	549
TOTAL		2,977

### Q35 Since 2014, have you or a member of your family studied or attended training in the EU?

Answered: 2,977 Skipped: 712



ANSWER CHOICES	RESPONSES	
Yes	33.52%	998
No	64.70%	1,926
I do not know/I do not want to answer	1.78%	53
<b>TOTAL</b>		<b>2,977</b>